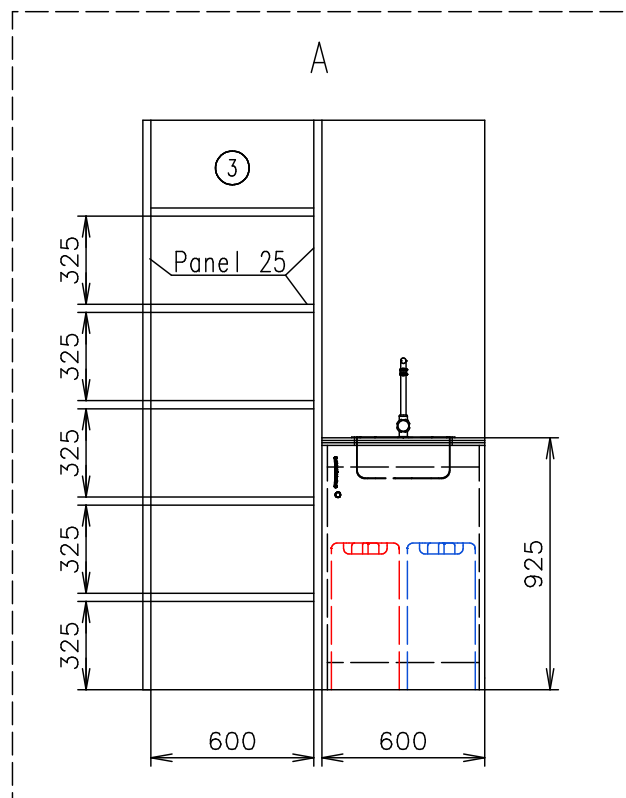
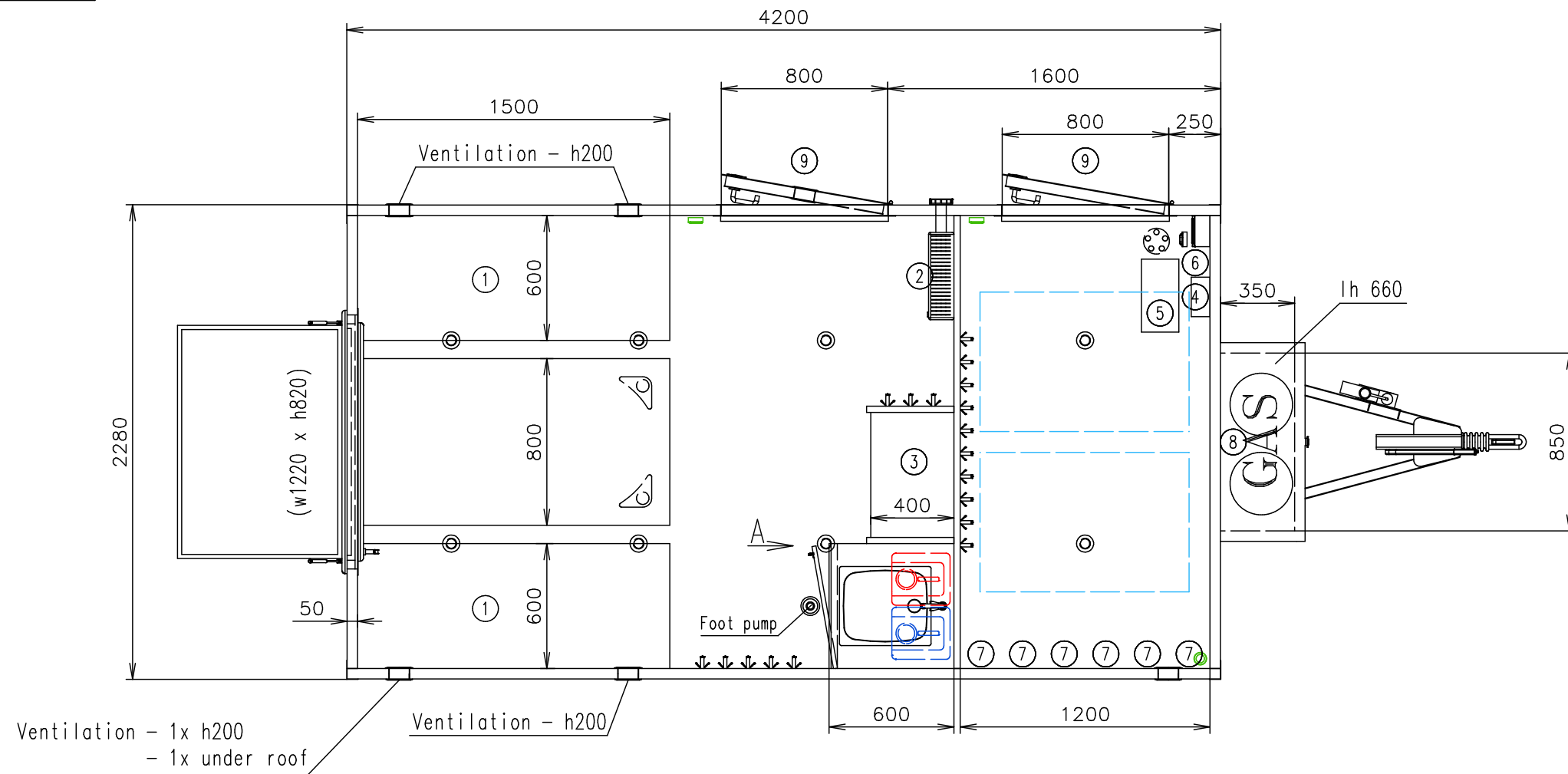


Connection hoses and cables	
Water hose:	✗
Waste water hose:	✗
Electric cable:	✓



(Cabling and piping is not shown on the 3D views and drawings)

Stickers with max pressure of tires on the chassis

Spare wheel on the chassis












Notes: External doors - automatic closing system




Interior height:	2100 mm	Total weight:	2000 kg
Color:	RAL 9010	Tare weight-estimate:	1300 kg
Floor:	PVC gray	Centre of wheels from rear side:	2040 mm
Date:	14.3.2019	Wheels:	155 R13

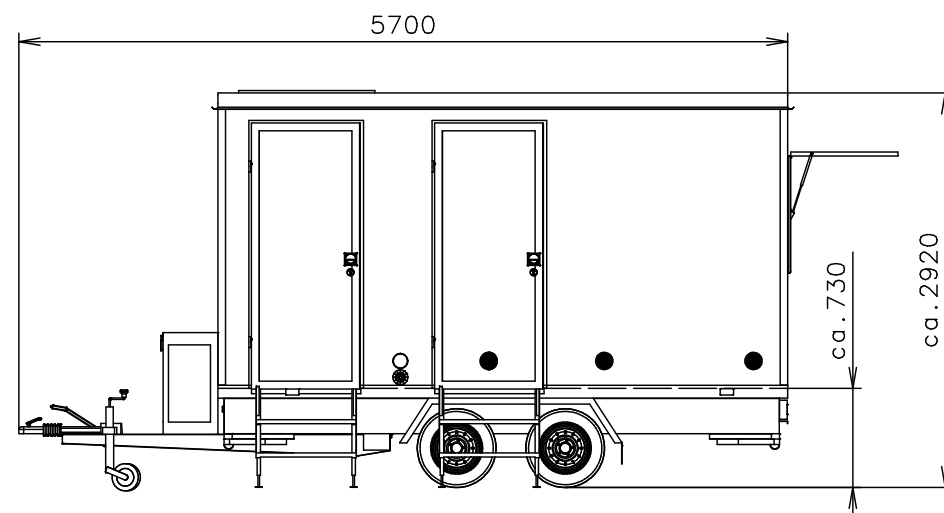
**EUROWAGON**

Drawing number:  
3112-42-1\_1/2 (Maas)

Connection hoses and cables	
Water hose:	✗
Waste water hose:	✗
Electric cable:	✓

-  Electric connection (on the chassis) (230V-16A)
-  Power point
-  Light switch
-  Switch board (under roof)
-  LED spotlight
-  Solar panel
-  Kitchen sink Alveus Basic 10 + water tap
-  Waste-water tank 30l
-  Water tank 30l
-  Window opening inside (870 over floor) + shutter
-  Floor drain hole

-  Ventilation ø120
-  Desk permanent fixed (1500x800)
-  Clothes hanger
- ① Bench with storage (upholstery) (h440)
- ② Gas heating Trumatic S2200
- ③ Regal (panel 25) with 5 shelves (security edge)
- ④ Charger Multi XS 10A
- ⑤ Battery Banner Energy Bull 110Ah (12V)
- ⑥ Regulator EP Solar 20A
- ⑦ Holder for gardening tools – type?
- ⑧ Gas regulator
- ⑨ Foldable stairs Serena + feet



(Cabling and piping is not shown on the 3D views and drawings)

Stickers with max pressure of tires on the chassis

Spare wheel on the chassis

Notes: External doors – automatic closing system

Interior height:	2100 mm	Total weight:	2000 kg
Color:	RAL 9010	Tare weight-estimate:	1300 kg
Floor:	PVC gray	Centre of wheels from rear side:	2040 mm
Date:	14.3.2019	Wheels:	155 R13

**EUROWAGON**

Drawing number:  
3112-42-1\_2/2 (Maas)